

# Claridge®



CONTRACT FURNITURE & INTERIORS

---

2022 CATALOG

## WRITING SURFACES

---

A dry erase whiteboard's effectiveness as a communication tool is only as good as its writing surface, which is the primary medium for exchanging visual information. Not all writing surfaces are equal, and the quality and composition of the material used to make them directly affect the user experience.



*Invisi-Mount Claridge Glass Markerboard*



*Profile LCS Porcelain Markerboard*

### CLARIDGE GLASS

- Unlimited Color Options
- 
- Customizable Printed Graphics
- 
- Erases Well, Easy to Clean
- 
- Stylish, Endless Design
- 
- Works with Rare Earth Magnets
- 
- Non-porous surface makes it naturally bacteria resistant and easily cleanable
- 
- GREENGUARD Certified

### CLARIDGE LCS PORCELAIN

- White, Light Gray, Beige Color Options
- 
- Life of Building Warranty
- 
- Projection Friendly
- 
- Scratch and Stain Resistant
- 
- Works with Magnets
- 
- Non-porous surface makes it naturally bacteria resistant and easily cleanable
- 
- GREENGUARD and Cradle-to-Cradle Certified

 **Watch the Writing Surface Course [HERE](#)**

# CONTENT

---



- |    |                                                                               |    |                                    |
|----|-------------------------------------------------------------------------------|----|------------------------------------|
| 4  | CLARIDGE GLASS Markerboards -<br>Magnetic, Non-Magnetic, Non-Glare            | 34 | CONNECT Space Creators             |
| 6  | PROFILE Porcelain Markerboards                                                | 36 | CONCEPT Wall-Mounted Boards        |
| 8  | MIX Contemporary Mobile Boards                                                | 37 | MOTIF Markerboards and Tackboards  |
| 10 | MIX Contemporary Wall-Mounted Boards                                          | 38 | XCHANGE Boards                     |
| 12 | MIX Industrial Mobile Boards                                                  | 39 | ENVISION Boards                    |
| 14 | MIX Industrial Wall-Mounted Boards                                            | 40 | EVOLVE Markerboards and Tackboards |
| 16 | MIX Biophilic Panels                                                          | 41 | EVOLVE Sliding Systems             |
| 18 | SWITCH Wall-Mounted Boards                                                    | 42 | Horizontal Sliding Board Systems   |
| 20 | SWITCH Mobile Boards                                                          | 43 | TRAK-IT Sliding Systems            |
| 22 | VENUE Wall-Mounted Boards                                                     | 44 | Glass Marker Walls                 |
| 24 | VENUE Mobile Boards                                                           | 45 | Porcelain Marker Walls             |
| 26 | VENUE Space Dividers                                                          | 46 | Tack Walls                         |
| 28 | RIPPLE Space Dividers                                                         | 47 | Accessories                        |
| 30 | CONNECT X2 Wall-Mounted Boards -<br>Markerboards, Tackboards, Modular Systems | 48 | Glass and Porcelain Colors         |
| 32 | CONNECT X2 Mobile Boards                                                      | 49 | Trim Colors                        |
|    |                                                                               | 50 | Colors, Materials, Finishes        |
|    |                                                                               | 51 | Materials                          |



## CLARIDGE GLASS MARKERBOARDS



*Invisi-Mount Glass Whiteboard*



**View Product Online**

Stylish, functional and easy to maintain glass surface  
**Click to design your board in a few steps**



# CLARIDGE GLASS MARKERBOARDS



Standoff Through Glass Mount Whiteboard



Edge Mount Glass Whiteboard

## FEATURES

- Silky smooth surface writes easily, erases cleanly – no ghosting
- 1/4" tempered low-iron
- Select from mounting methods
  - Invisi-mount – no visible hardware; gives the appearance of a floating panel
  - Stand-off Edge or Through Glass Mount – attractive stainless steel finish
- Available in 10 standard colors and over 180 optional powder coat colors - see page 49 for standard glass colors
- Standard sizes range from 2' x 3' up to 5' x 10' & 4' x 12'
- Custom logos, colors and sizes available


## Magnetic

- Steel-backed glass doubles as a "tack" surface
- Includes 4 rare earth magnets


## Non-Glare

- Satin, velvety surface provides minimal distractions from glare and reflections


## Mounting Options



Invisi-Mount



Standoff Edge Mount



Standoff Through Mount

## PROFILE LCS PORCELAIN MARKERBOARDS



[View Product Online](#)

A cost effective alternative to frameless glass whiteboards  
**Click to design your board in a few steps**

## PROFILE LCS PORCELAIN MARKERBOARDS



*Profile LCS Porcelain Edge Detail*

### FEATURES

- Projection friendly, smooth writing surface writes easily, erases cleanly – no ghosting
- Available in dry erase whiteboard or chalkboard markerboards or marker walls- see page 49 for color options
- No visible hardware; gives the appearance of a floating panel
- Accepts magnetic accessories
- Available in sizes up to 5' x 10'
- Lifetime warranty



## MIX | CONTEMPORARY MOBILE BOARDS



**Customize a MIX Contemporary Mobile [HERE](#)**

Choose your expression

## MIX | CONTEMPORARY MOBILE BOARDS



### FEATURES

- Available in Claridge Glass and LCS Porcelain writing surfaces or Claridge Cork tack surface
- Responsibly harvested Ash wood frame available in Clear, Vellum, Driftwood, and Rustic stains
- Metal bases and accent strips available in Signal White, Slate Gray or Matte Black with 180 optional powder coat colors - see page 50 for MIX color options
- Optional metal shelf to match the base (partial height only)
- Mobiles come with hubless casters

### AVAILABLE SIZES (H x W)

| Partial Height | Full Height |
|----------------|-------------|
| 60" x 48"      | 72" x 36"   |
| 72" x 36"      | 72" x 42"   |
| 72" x 48"      | 72" x 48"   |
| 72" x 60"      | **72" x 60" |
| *72" x 72"     |             |

*\*Available for Claridge LCS Porcelain and LCS Porcelain/Cork only*

*\*\*Available for Claridge LCS Porcelain only*



## MIX | CONTEMPORARY WALL-MOUNTED BOARDS



 [View Product Online](#)

MIX Wall-Mounted Whiteboards are companions to the Contemporary Mobiles



## MIX | CONTEMPORARY WALL-MOUNTED BOARDS



### FEATURES

- Available in Claridge Glass and LCS Porcelain writing surfaces or Claridge Cork tack surface
- Metal accent strip highlights the integrated marker rail available in 180 powder coat colors
- Responsibly harvested Ash wood frame available in Clear, Vellum, Driftwood, and Rustic stains - see page 50 for MIX color options

### Standard Nominal Sizes

(HxW):

3' x 4'

3' x 5'

4' x 3'

4' x 4'

4' x 6'

4' x 8'





 [Customize a MIX Industrial Mobile HERE](#)

Customizable components – from Ash wood stains, accent strip and metal base colors to best in class writing surfaces



## MIX | INDUSTRIAL MOBILE BOARDS



### FEATURES

- Available in Claridge Glass and LCS Porcelain writing surfaces or Claridge Cork tack surface
- Metal accent strip highlights the integrated marker rail available in matte black or 180 optional powder coat colors - see page 50 for MIX color options
- Responsibly harvested Ash wood frame available in Clear, Vellum, Driftwood, and Rustic stains
- Metal bases come with exposed hex bolts in matte clear finish
- Optional metal shelf to match the base (partial height only)
- Industrial casters include exposed brake locks

### AVAILABLE SIZES (H x W)

| Partial Height | Full Height |
|----------------|-------------|
| 60" x 48"      | 72" x 36"   |
| 72" x 36"      | 72" x 42"   |
| 72" x 48"      | 72" x 48"   |
| 72" x 60"      | **72" x 60" |
| *72" x 72"     |             |

*\*Available for Claridge LCS Porcelain and LCS Porcelain/Cork only*

*\*\*Available for Claridge LCS Porcelain only*



## MIX | INDUSTRIAL WALL-MOUNTED BOARDS



MIX Contemporary Markerboard

 [View Product Online](#)

MIX Wall-Mounted Whiteboards are companions to the Industrial Mobiles

## MIX | INDUSTRIAL WALL-MOUNTED BOARDS



### FEATURES

- Available in Claridge Glass and LCS Porcelain writing surfaces or Claridge Cork tack surface
- Metal accent strip highlights the integrated marker rail available in matte black or 180 optional powder coat colors - see page 50 for MIX color options
- Responsibly harvested Ash wood frame available in Clear, Vellum, Driftwood, and Rustic stains
- Industrial Markerboards come with metal corner accents with exposed hex bolts in matte clear finish

### Standard Nominal Sizes

(HxW):

3' x 4'

3' x 5'

4' x 3'

4' x 4'

4' x 6'

4' x 8'





## MIX | BIOPHILIC MOBILE BOARDS



 [Customize a MIX Biophilic Mobile HERE](#)

A creative, long-lasting option for nature-themed interiors



## MIX | BIOPHILIC MOBILE BOARDS



Serenity



Om

### FEATURES

- Available on Contemporary or Industrial mobiles - see page 50 for MIX color options
- Biophilic panels retain their vibrant, fresh-cut look for 10+ years, giving designers a creative, long-lasting option for nature-themed interiors
- These all natural preserved plants do not require water, sunlight, soil, misting or irrigation
- Choose from two standard designs - Serenity and Om; custom designs available upon request
- Numerous credit contributions for LEED® v4 projects (BD+C, ID+C, O+M)
- Wall garden installations have significant noise reduction coefficient (NRC)
- Conforms to requirements within the WELL Building Standard™ and the Healthy Hospital Initiative (HHI)

### AVAILABLE SIZES

Standard size 72" x 42" fits on Contemporary or Industrial full height mobiles. Custom sizes available.


## SWITCH WALL-MOUNTED BOARDS



 [View Product Online](#)

The slim trim elements give the board a minimalistic quality

## SWITCH WALL-MOUNTED BOARDS



### FEATURES

- Switch Boards are designed to be functionally agile; providing a writable surface and optional tackable pads that can be moved and configured for collaborative use
- An integrated marker tray gives a pop of color along the bottom edge of the board
- Writing Surfaces: Claridge LCS Porcelain - 6 standard colors or Claridge Glass - 10 standard glass colors - see page 49 for color options
- Frame and marker tray available in 10 standard matte finish colors - see page 49 for color options
- Claridge Acoustic tackable pads in 5 standard plus 15 additional colors for order - see page 50 for color options

### STANDARD SIZES

H 3', 4' W 4', 5', 6', 8'



## SWITCH MOBILES



 [View Product Online](#)

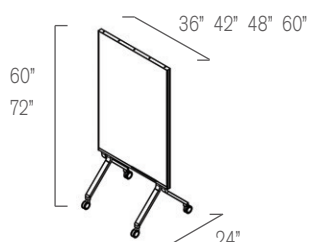
Ideal for multi-use settings, most notably the ability to stack and store mobiles into a small footprint

## SWITCH MOBILES



### FEATURES

- An integrated marker tray gives a pop of color along the bottom edge of the board while mimicking the shape of the legs as it bends away from the writing surface
- The slim trim elements give the board a minimalistic quality
- Switch is designed to be functionally agile; providing an optional tackable surfaces that can be moved and configured for collaborative use
- Mobile boards can be easily nested and stowed away when not in use
- Comes with two (2) locking and two (2) non-locking Hubless Casters.
- Writing Surfaces: Claridge LCS Porcelain - 6 standard colors or Claridge Glass - 10 standard glass colors - see page 49 for color options
- Marker tray, frame and leg available in 10 standard matte finish colors - see page 49 for color options
- Claridge Acoustic tackable pads in 5 standard plus 15 additional colors for order - see page 50 for color options



### STANDARD SIZES

H 60\", 72\"   W 36\", 42\", 48\", 60\"   D 24\"



## VENUE WALL-MOUNTED BOARDS





[View Product Online](#)

Stylish frame and distinctive angled marker tray enhance a variety of aesthetics



## VENUE WALL-MOUNTED BOARDS




### FEATURES

- The stylish frame and distinctive angled marker tray available in 10 standard matte finish colors - see page 49 for color options
- Available in 8 standard sizes, custom sizes available
- Writing Surfaces: Claridge LCS Porcelain - 6 standard colors or Claridge Glass - 10 standard glass colors - see page 49 for color options


### STANDARD SIZES

**H** 3', 4'   **W** 4', 5', 6', 8'

## VENUE MOBILES



*Venue V-Leg Mobile*



*Venue T-Leg Mobile*



**View Product Online**

Venue's timeless design allows this adaptive visual communications mobile to work with any collaboration space


# VENUE MOBILES

## FEATURES


- **V-Leg Mobile:** upright design with board surface starting approximately 18" from the floor, slightly more approachable; comes with two (2) locking and two (2) non-locking Hubless Casters
- **T-Leg Mobile:** lower profile design with board surface starting approximately 10" from the floor, convenient nesting - available in full or split panels and comes with two (2) locking and two (2) non-locking Hubless Casters
- **T-3 Leg Mobile:** board surface starting approximately 10" from the floor, convenient for tight spaces - comes with two (2) locking and one (1) non-locking Hubless Casters
- **Writing Surfaces:** Claridge LCS Porcelain - 6 standard colors or Claridge Glass - 10 standard glass colors - see page 49 for color options
- **Trim available in 10 standard matte finish colors** - see page 49 for color options
- **Claridge Acoustic tackable pads in 5 standard plus 15 additional colors for order** - see page 50 for color options

## STANDARD SIZES

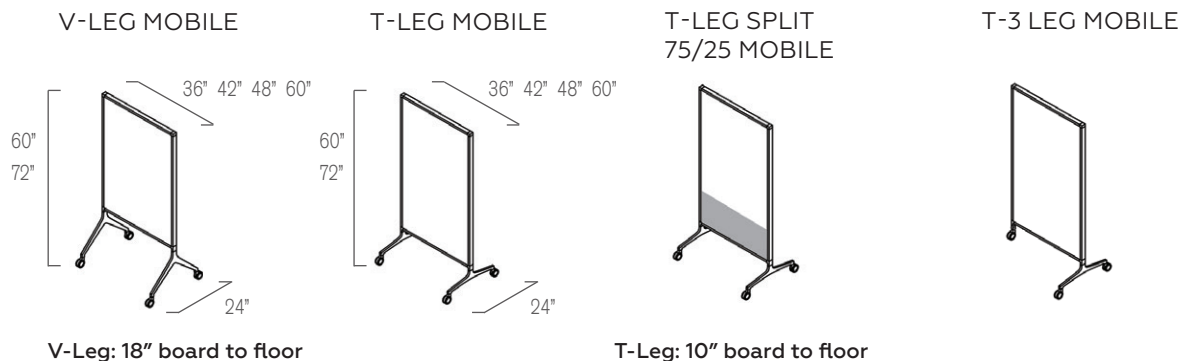
**H** 60", 72"    **W** 36", 42", 48", 60"    **D** 24"



Venue V-Leg Mobile



Venue T-Leg Mobile





## VENUE SPACE DIVIDERS




 [View Product Online](#)

Freestanding space divider panels provide privacy and serves as a protection barrier against bacteria

# VENUE SPACE DIVIDERS

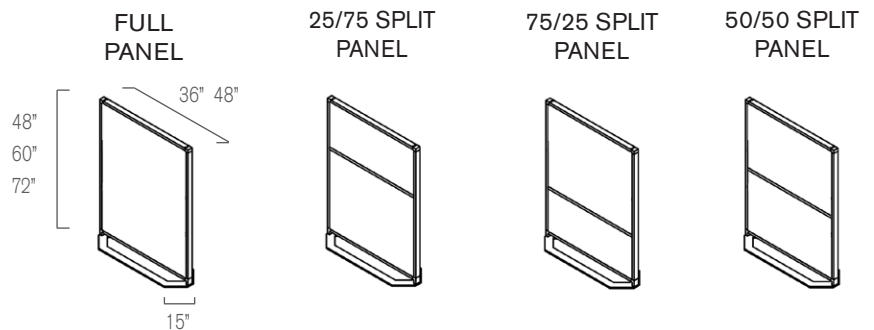
## FEATURES

- Flexible and adaptive room dividers provide a visual border to define space not only within the open environment but within systems themselves
- Create a boundary of space to define areas of collaboration and areas of concentration
- Divide personal space between benching seats and workstation clusters/packs
- Integrated textiles and perforated acoustic panels add another layer of privacy beyond the visual
- Split panels combine writable and tackable fabric surfaces in 25/75, 75/25, and 50/50 split options
- Writing Surfaces: Claridge LCS Porcelain - 6 standard colors or Claridge Glass - 10 standard glass colors - see page 49 for color options
- Trim available in 10 standard matte finish colors - see page 49 for color options
- Claridge Acoustics - 5 standard plus 15 additional colors for order - see page 50 for color options
- Carnegie, Maharam, or Guilford materials available - see page 51 for color options



## STANDARD SIZES

H 48", 60", 72" W 36", 48" D 15"






## RIPPLE SPACE DIVIDERS



 [View Product Online](#)

Divider screens with a design element

## RIPPLE SPACE DIVIDERS

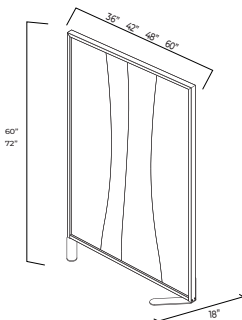


### STANDARD SIZES

| Size (HxW) | Panels |
|------------|--------|
| 60" x 36"  | 4      |
| 60" x 42"  | 4      |
| 60" x 48"  | 4      |
| 60" x 60"  | 5      |
| 72" x 36"  | 4      |
| 72" x 42"  | 4      |
| 72" x 48"  | 4      |
| 72" x 60"  | 5      |

### FEATURES

- A design-oriented space divider that is handcrafted with both acoustic and acrylic surfaces
- Low profile trim, to the floor privacy, and the space-saving versatility of the boomerang foot
- Ripple separates and defines spaces while keeping an open feel
- Frame & base color comes in satin anodized trim or choose from 10 optional matte powder coat finishes - see page 49 for color options
- Acoustic Panel is available in 20 standard colors - see page 50 for color options



### STANDARD SIZES

H 60", 72" W 36", 42", 48", 60" D 18"



X2 Markerboard




**View Product Online**

The slim trim elements give the board a minimalistic quality



# CONNECT X2 TACKBOARDS & MODULAR BOARDS



X2 Tackboard

## FEATURES


- Narrow 1/8" satin anodized aluminum trim profile with eased edge
- Available in Claridge Glass or LCS Porcelain markerboard, tackboard or modular system – combining writing and tack surface in multiple groups and unlimited configurations
- Satin anodized trim can be powder coated in 24 standard colors, 180 optional colors, and unlimited custom colors - see page 49 for color options
- Available with fixed marker tray or optional magnetic tray
- Trim available with or without reveal
- Tackboard surfaces available in Claridge Cork, Guilford, Carnegie, Maharam or pre-approved COM fabrics - see page 51 for color options

## STANDARD SIZES (HxW):

|           |         |
|-----------|---------|
| 1.5' x 2' | 4' x 4' |
| 2' x 3'   | 4' x 6' |
| 3' x 4'   | 4' x 8' |



X2 Modular System



No reveal



With reveal



Sample configurations

Sample configurations




 [View Product Online](#)

Easy to move with flexible display and presentation solutions while preserving floor and work space

## FEATURES

- Available with any combination of markerboard or tackboard
- Mobiles are 72" high
- Claridge Glass and LCS Porcelain mobiles available in widths 30", 36", 42", 48", and 60" for full height (A) only
- Markerboard/Tackboard combination (B); Partial height (C); and 3 caster mobiles (D) available in three widths: 30", 36" and 48"
- Full height, open or tackable panel at the bottom
- Locking casters
- Optional ganging mechanism
- Custom sizes available



A. Full height mobile markerboard in Claridge Glass or LCS Porcelain (X2-MM)

B. Combination mobile - top panel in Claridge Glass or LCS Porcelain; and bottom tack panel (X2-MMNT)

C. Partial height mobile (X2-MMN); not available with glass writing surface

D. 3-Caster mobile (X2-MM3); not available with glass writing surface



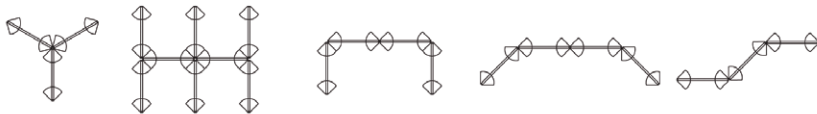


 [View Product Online](#)

A functional, movable environment that can be reconfigured for privacy and individual needs



Customize panel size, material and color.  
Panels can be markerboard, tackboard or combination of both.



Unlimited configurations

## FEATURES

- Stand alone or group together; simple ganging mechanism included
- Select from one to four tiles
- Panels extend fully to the floor for complete privacy
- Low profile foot provides stability
- Markerboard in Claridge LCS Porcelain
- Tackboards in Claridge Cork, Guilford, Carnegie, Maharam or approved COM fabrics - see page 51 for color options

## STANDARD SIZES (HxW):

72" x 30"


72" x 36"

72" x 48"

# CONCEPT WALL-MOUNTED BOARDS



 [View Product Online](#)



Tackboard - [View HERE](#)



Marker Tray (standard)

## FEATURES

- 5/16" aluminum trim profile with eased edge - available with marker or tack board
- For longer lengths, ask about Concept Connected; boards are joined on site with a narrow H-bar or spline
- Whiteboards – Projection friendly Low Gloss White Claridge LCS Porcelain enamel steel
- Tackboards – Carnegie, Guilford or Maharam fabrics, Claridge Cork or COM
- Aluminum frames in satin anodize finish comes with or without full length marker tray

## STANDARD SIZES (HxW):

|         |          |          |
|---------|----------|----------|
| 2' x 3' | 4' x 4'  | 5' x 6'  |
| 3' x 4' | 4' x 5'  | 5' x 8'  |
|         | 4' x 6'  | 5' x 10' |
|         | 4' x 8'  | 5' x 12' |
|         | 4' x 10' |          |
|         | 4' x 12' |          |



## MOTIF WALL-MOUNTED BOARDS



 [View Product Online](#)



Wood Trim



Tackboard Surface

### FEATURES

- Rounded edge profile with a narrow face trim - available with marker or tack board
- Whiteboards – Projection friendly Low Gloss White Claridge LCS Porcelain enamel steel
- Tackboards – Carnegie, Guilford or Maharam Fabrics, Claridge Cork or COM
- Custom finishes available

### STANDARD SIZES (HxW):

2' x 3'  
3' x 4'  
4' x 4'  
4' x 6'  
4' x 8'

## XCHANGE GRAPHIC BOARDS



 [View Product Online](#)



### FEATURES

- Exchange scene, season or message by sliding custom graphic behind clear low-iron tempered glass surface
- Low profile aluminum trim top and bottom
- Built-in marker rail at top
- Standard black or white powder coat finish

### STANDARD SIZES (HxW):

1.5' x 2'  
2' x 3'  
3' x 4'

# ENVISION GRAPHIC BOARDS



 [View Product Online](#)



## FEATURES

- Dry-erase whiteboard surface with digitally printed graphics – photo quality images, logos, etc.
- Envision it: patient room boards, calendars, planners, performance tracking
- 3/8" aluminum frame comes standard in satin anodized finish, or choose from 180 optional powder coat colors
- Wood frames available in standard wood finishes or custom finishes

## STANDARD SIZES (HxW):


1.5' x 2'  
2' x 3'  
3' x 4'  
4' x 4'  
4' x 6'  
4' x 8'



# EVOLVE WALL-MOUNTED BOARDS



 [View Product Online](#)



WideTop/Narrow Edge



Accessory Tray

## FEATURES

- Claridge LCS Porcelain enamel steel writing surface in projection-friendly low gloss white
- Tackboards available in Guilford, Carnegie, Maharam, Claridge Cork or COM - see page 51 for color options
- Whiteboards available in 4' and 5' heights, in widths up to 8'
- Wide face trim at top and bottom is 2 3/8"; narrow trim on the sides is 5/16"
- Snap-on tray can be easily added or removed


## STANDARD SIZES

|         |         |          |         |          |
|---------|---------|----------|---------|----------|
| 2' x 3' | 4' x 4' | 4' x 10' | 5' x 4' | 5' x 8'  |
| 3' x 4' | 4' x 5' | 4' x 12' | 5' x 5' | 5' x 10' |
|         | 4' x 6' | 4' x 16' | 5' x 6' | 5' x 12' |
|         | 4' x 8' |          | 5' x 7' | 5' x 16' |

## EVOLVE SLIDING SYSTEMS



 [View Product Online](#)



*Snap-on Tray*



*Sliding Panel*

### FEATURES

- Sliding board can be added to a fixed wallboard to increase usable surfaces or to conceal/reveal information written on the board surface.
- Fixed whiteboard panel in sizes up to 4' x 8' and sliding panels in 3' and 4' widths
- Sliding panel moves smoothly on top and bottom rollers
- Snap-on tray furnished with sliding panel

### STANDARD SIZES (HxW)

#### Fixed Markerboard:

4' x 4'  
4' x 5'  
4' x 6'  
4' x 8'

#### Sliding Panel:

4' x 3'  
4' x 4'



## HORIZONTAL SLIDING BOARD SYSTEMS



 [View Product Online](#)

### FEATURES

- Sliding panels are top-suspended and glide easily over aluminum track on molded nylon roller
- Fixed back panels with 2, 3, or 4 sliding panels on 2, 3, or 4 tracks
- Sliding panels and back panels available in Claridge LCS Porcelain markerboard, chalkboard, or Claridge Glass writing surfaces
- Tackboard surfaces available in Claridge Cork, Fabricork, Guilford Fabric, and Tan Nucork - see page 51 for color options
- Writing surfaces double as magnetic surface
- Resists humidity and fading
- Heavy-duty aluminum housing, trim and panel edging are extruded aluminum with satin anodized finish

Custom-built to meet your needs, providing optimum display surfaces within easy reach



## TRAK-IT SLIDING SYSTEMS



 [View Product Online](#)



### FEATURES

- Double-sided panels multiply communication space
- Panels, available in sizes up to 3' x 4', hang landscape or portrait
- Boards can be positioned anywhere along track
- Trak-It Aluminum Rail comes in 10' lengths
- Easy to rearrange – swing out, lift up
- Available in Claridge LCS Porcelain markerboard or tackboard surface
- Magnetic marker tray optional

### STANDARD SIZES (HxW)

1.5' x 2'

2' x 3'

3' x 4'

## CLARIDGE GLASS MARKER WALLS



 [View Product Online](#)



### FEATURES

- A magnetic writing wall ideal for non-stop brainstorming and client presentations
- Low-iron tempered glass for exceptional clarity
- 10 standard colors; 180 optional colors, or custom match colors
- Available in heights up to 10'
- Narrow 1/4" satin anodized aluminum trim top and bottom

Exceptionally durable, virtually maintenance free

## CLARIDGE LCS PORCELAIN MARKER WALLS



 [View Product Online](#)



### FEATURES

- A magnetic writing wall custom fabricated to environment dimensions
- Projection friendly writing surface that won't ghost or stain
- Cover an entire wall, floor-to-ceiling in heights up to 10' and widths up to 3' 11-1/2"
- 3/4" to 1-1/4" face perimeter trim in clear satin anodized finish



Ultra smooth surface supports easy writing and erasing



## TACK WALLS



 [View Product Online](#)





### FEATURES

- Cover an entire wall, floor to ceiling up to 10'
- Ideal for offices, board rooms, conference rooms, etc.
- Choose from Guilford, Carnegie and Maharam fabrics; Claridge Cork, custom colors or COM fabrics





Edge-wrapped tackable panels can be custom-made to fit any space

## ACCESSORIES


| Items                                                                               | Product Code                                           | Size                                                                                | Description                                                                                                                                                                                 |
|-------------------------------------------------------------------------------------|--------------------------------------------------------|-------------------------------------------------------------------------------------|---------------------------------------------------------------------------------------------------------------------------------------------------------------------------------------------|
| <b>Rare Earth Magnets</b>                                                           |                                                        |                                                                                     |                                                                                                                                                                                             |
|    | MGM-REMSQ<br>-B, -W, -G                                | 1.29"h x 1.29"w                                                                     | .44" thick, rounded corners, available in black, gray or white                                                                                                                              |
| <b>Slim Marker Caddy</b>                                                            |                                                        |                                                                                     |                                                                                                                                                                                             |
|    | M-MC2<br>M-MC2P                                        | 1 3/8"h, 9"w, 1 3/8"d                                                               | Lightweight satin anodized aluminum, holds 4 markers with 3/4" diameter<br>Optional powder coat color available                                                                             |
| <b>Stadium Marker Caddy</b>                                                         |                                                        |                                                                                     |                                                                                                                                                                                             |
|     | MGM-MC1-S<br>MGM-MC1-M<br>MGM-MC1-L                    | 3 1/2"h, 3 1/8"w, 1 3/4"d<br>4"h, 4 1/2"w, 2 1/5"d<br>4"h, 8 1/2"w, 2 2/5"d         | Small plastic magnetic holder - up to 8 markers<br>Medium magnetic holder - up to 14 markers<br>Large magnetic holder with divider for up to 14 markers, cleaners and erasers               |
| <b>Magnetic Marker Tray</b>                                                         |                                                        |                                                                                     |                                                                                                                                                                                             |
|    | MGM-T1                                                 | 1 1/2"h, 12"w, 3"d                                                                  | Satin anodized aluminum tray with rare earth magnets for glass surface<br>Fabric backed tray with eased corners                                                                             |
| <b>Slim Magnetic Marker Tray</b>                                                    |                                                        |                                                                                     |                                                                                                                                                                                             |
|  | 267M1<br>267MG1<br>267MG1-P                            | 1 1/2"h, 12"w, 2 1/2"d<br>1 1/2"h, 12"w, 2 1/2"d<br>1 1/2"h, 12"w, 2 1/2"d          | Slim satin anodized aluminum, magnetic for porcelain surface<br>Magnetic tray with rare earth magnets for glass surface<br>Optional powder coat color available                             |
| <b>Magnetic Aluminum Tray</b>                                                       |                                                        |                                                                                     |                                                                                                                                                                                             |
|  | 264M1<br>264M2, -M3, -M4<br>264MP1<br>264MP2, MP3, MP4 | 2 7/16"h, 12"w, 2 11/16"d<br>2 7/16"h, 12"w, 2 11/16"d<br>2 7/16"h, 12"w, 2 11/16"d | Satin anodized aluminum, magnetic for porcelain surface<br>Width sizes available in 24", 36", and 48"<br>Optional powder coat color available<br>Width sizes available in 24", 36", and 48" |
| <b>Adhesive Backed Marker Tray</b>                                                  |                                                        |                                                                                     |                                                                                                                                                                                             |
|  | GM-Tray-1                                              | 2 7/16"h, 12"w, 2 11/16"d                                                           | Satin anodized aluminum tray stays in place with double-sided tape and holds in one permanent location                                                                                      |
| <b>Magnetic Aluminum Accessory Tray</b>                                             |                                                        |                                                                                     |                                                                                                                                                                                             |
|  | AT-12-ALUM<br>AT-12-ALUM-PC                            | 12"w<br>12"w                                                                        | Includes 2 extra strong magnets. For use on porcelain surface.<br>Optional powder coat color available.                                                                                     |
| <b>Magnetic Wood Accessory Tray</b>                                                 |                                                        |                                                                                     |                                                                                                                                                                                             |
|  | AT-12-WOOD                                             | 12"w                                                                                | Includes 2 extra strong magnets. For use on porcelain surface.                                                                                                                              |

## ACCESSORIES

### ADDITIONAL ACCESSORIES

| Items                                                                                                         | Product Code         | Size                    | Description                                                                                                     |
|---------------------------------------------------------------------------------------------------------------|----------------------|-------------------------|-----------------------------------------------------------------------------------------------------------------|
| <b>Dry-Erase Markers</b>     | LCS673-4<br>LCS668-4 | 6.5" x .75" diameter    | 4 broad-tipped markers. One each: red, blue, green and black<br>4 broad-tipped markers and one microfiber cloth |
| <b>Dry-Erase Cloth</b>       | ECM227E<br>ECM227D   | 12" x 12"               | Microfiber eraser cloth. Erases evenly with no smearing.<br>1 dozen microfiber eraser cloths                    |
| <b>Magnetic Eraser</b>       | MGM-ME1              | 2 1/8"h, 4 1/2"w, 7/8"d | Black felt eraser with strong rare earth magnets                                                                |
| <b>Markerboard Cleaner</b>  | LCS683               | 8 oz.                   | Cleans and restores markerboard surfaces                                                                        |

### ACCESSORY FOR FURNITURE SYSTEMS

|                                                                                                                 |      |    |                                                                                                                         |
|-----------------------------------------------------------------------------------------------------------------|------|----|-------------------------------------------------------------------------------------------------------------------------|
| <b>Partition Panel Clip</b>  | 80   | 2" | Two each spring steel clips to fit over the top of any 2" thick partitions. Small prongs fit underneath the board trim. |
|                                                                                                                 | 80-3 | 3" | Two each spring steel clips to fit over the top of any 3" thick partitions. Small prongs fit underneath the board trim. |




# COLORS

## Standard Glass Colors




\* Standard glass color comes in Brilliant White.  
Available in 180 optional colors and unlimited custom colors.

## LCS Porcelain Colors



## LCS Chalkboard Colors



## Standard Aluminum Trim Color Options



Also available in over 180 optional powder coat colors

## Standard Matte Finish Trim Colors




\*Metallic matte finish

## COLORS • MATERIALS • FINISHES

---

### Acoustic Options

#### Standard Colors (in stock)



Pearl White Marble Steel Graphite

#### Additional Colors (for order)



Moondust Bluestone Topaz Sapphire Myrtle Pear Daisy Orange Ruby



Pewter Tiger Eye Camel Quartz Ocean Mist Black

---

### MIX Options

#### MIX Contemporary Base, Accent Strip & Shelf



Signal White RAL9003 Slate Grey RAL7015 Matte Black 302P

#### MIX Industrial Base & Shelf



Matte Clear

#### MIX Industrial Accent Strip



Matte Black 302P

#### MIX Wood Finish Options



Clear Vellum Driftwood Rustic

---

### Wood Finish Options



Maple Mahogany Cherry Walnut Espresso Ebony

Custom wood finishes optional

# MATERIALS

## Fabric Options

Guilford Bailey

|                                                                                   |                                                                                   |                                                                                   |                                                                                   |
|-----------------------------------------------------------------------------------|-----------------------------------------------------------------------------------|-----------------------------------------------------------------------------------|-----------------------------------------------------------------------------------|
|  |  |  |  |
| Baxter Beige<br>GB011                                                             | Belmont Silver<br>GB010                                                           | Khaki<br>GB012                                                                    | Sherman Pewter<br>GB024                                                           |

Guilford Anchorage

|                                                                                   |                                                                                    |
|-----------------------------------------------------------------------------------|------------------------------------------------------------------------------------|
|  |  |
| Green Apple<br>GA087                                                              | Fossil<br>GA093                                                                    |

Guilford Network Patterns

|                                                                                     |                                                                                     |
|-------------------------------------------------------------------------------------|-------------------------------------------------------------------------------------|
|  |  |
| Hickory<br>GN011                                                                    | Putty<br>GN031                                                                      |

Maharam Messenger

|                                                                                   |                                                                                   |                                                                                   |                                                                                   |                                                                                   |
|-----------------------------------------------------------------------------------|-----------------------------------------------------------------------------------|-----------------------------------------------------------------------------------|-----------------------------------------------------------------------------------|-----------------------------------------------------------------------------------|
|  |  |  |  |  |
| Hydrangea<br>MM050                                                                | Balsa<br>MM001                                                                    | Ash<br>MM077                                                                      | Cloud<br>MM031                                                                    | Vibrant<br>MM070                                                                  |

Carnegie Nexus









|                                                                                    |                                                                                    |
|------------------------------------------------------------------------------------|------------------------------------------------------------------------------------|
|  |  |
| Dune<br>CN912                                                                      | Oatmeal<br>CN908                                                                   |

Carnegie Quarry








|                                                                                    |                                                                                    |
|------------------------------------------------------------------------------------|------------------------------------------------------------------------------------|
|  |  |
| Stone Manor<br>CQ99                                                                | Windswept<br>CQ94                                                                  |

Colors are produced with reasonable accuracy.

## Cork Options

|                                                                                     |                                                                                     |                                                                                     |                                                                                     |                                                                                     |                                                                                      |                                                                                       |                                                                                       |
|-------------------------------------------------------------------------------------|-------------------------------------------------------------------------------------|-------------------------------------------------------------------------------------|-------------------------------------------------------------------------------------|-------------------------------------------------------------------------------------|--------------------------------------------------------------------------------------|---------------------------------------------------------------------------------------|---------------------------------------------------------------------------------------|
|  |  |  |  |  |  |  |  |
| Mushroom<br>1108                                                                    | Buff<br>1109                                                                        | Fawn<br>1110                                                                        | Tan<br>1100                                                                         | Cinnamon<br>1104                                                                    | Oyster<br>1103                                                                       | Smoke<br>1111                                                                         | Steel Gray<br>1113                                                                    |

|                                                                                     |                                                                                     |                                                                                     |                                                                                     |                                                                                     |                                                                                      |                                                                                       |
|-------------------------------------------------------------------------------------|-------------------------------------------------------------------------------------|-------------------------------------------------------------------------------------|-------------------------------------------------------------------------------------|-------------------------------------------------------------------------------------|--------------------------------------------------------------------------------------|---------------------------------------------------------------------------------------|
|  |  |  |  |  |  |  |
| Graphite<br>1136                                                                    | Black<br>1132                                                                       | Salsa<br>1117                                                                       | Tangerine<br>1118                                                                   | Pineapple<br>1119                                                                   | Lettuce<br>1120                                                                      | Blueberry<br>1129                                                                     |



Visit our Resources page to get more in-depth with our products!



**MIX Product Guide**



**Core Product Catalog**



**Safer Office Products**