

LCS Deluxe Markerboard



One of our most popular LCS Porcelain dry erase whiteboards, this versatile and durable board is available with or without a map rail. Choose from sizes ranging from 3' x 4' all the way up to 4' x 16'.

- Featuring our best in class writing surface, LCS Porcelain
- LCS Porcelain surfaces accept magnetic accessories
- Projection friendly writing surface that won't ghost or stain
- Lifetime warranty

LCS DELUXE

Porcelain Markerboard



SPECIFICATIONS

- Satin anodized 5/8" face trim on three sides with full length marker tray
- Available with optional map rail and 2 map hooks
- Comes with 4 assorted markers and 1 microfiber eraser cloth
- Accepts magnetic accessories
- SCS Indoor Advantage certified, eco-friendly, and emits no VOC's

LCS PORCELAIN HIGHLIGHTS

- Premium writing surface
- Projectable surface
- Low reflectivity
- Accepts magnetic accessories
- Bacteria resistant
- Available in high gloss
- Lifetime warranty

COLORS

- 3 markerboard colors
- 3 chalkboard colors

*View **LCS Porcelain Colors** [HERE](#)*

STANDARD SIZES (HxW)

4' x 4'	4' x 6'	4' x 8'	4' x 10'	4' x 12'	4' x 16'
3' x 4'					

LEARN MORE



LCS Deluxe Markerboard



INSTALLATION INSTRUCTIONS

Claridge Factory Built Units are inspected and are approved as being without damage at the time of shipment. On arrival, carefully examine each carton for damage. If damage is visible have the driver clearly note that fact on your delivery receipt and file claim immediately. Immediately after delivery, open all cartons (save cartons) and inspect for concealed damage. If damage is discovered call carrier and request inspection. Failure to report concealed damage within 5 days will result in the carrier denying the claim. Claridge will not be responsible for damage claims if an inspection report is not secured and a claim not filed within the time limit.

PLEASE FOLLOW INSTRUCTIONS CAREFULLY TO BE ASSURED OF A GOOD INSTALLATION. STORING INSTRUCTIONS (Pre-Installation)

Prefabricated markerboards, chalkboards, and tackboards have wood fiber cores or backing materials, and will, under certain climate conditions, show slight dimensional changes. The following instructions must be followed to guarantee they will remain flat and true.

1. After opening and inspecting boards for damage, return to original crates or cartons for storage and do not uncrate until boards are to be erected. Uncrated, they must not be allowed to lean at an angle against the wall or other objects and must not lay on the floor for any length of time. Boards should be stored in as close to a vertical position as possible.
2. Do not erect boards on damp walls or in damp and humid weather without heat in the building.
3. Clean off all fingerprints, dirt, etc. at once.
4. Follow pre-use instructions for optimal board performance.

WARNING

Risk of injury to installers and users
Read the entire assembly directions before
beginning assembly.

LCS Deluxe Mounting Angles Installation

STEP-BY-STEP INSTRUCTIONS FOR INSTALLING MOUNTING ANGLES

For permanent installations, we recommend using a combination of angle clips and adhesive.


MARKERBOARD INSTALLATION:

For Masonry Walls:

1. Attach bottom mounting angle clip to wall with required wall fasteners at architect's specified marker tray or chalk tray height. Wall fasteners not furnished. Caution should be exercised to assure that the hangers are level. INSTALL ANGLE CLIPS 24" O.C. (Except end clips which should be 3" in from end of board.)
2. When installing units with map rail, slide cork insert out of map rail from end. Pre-drill all the way through map rail and board (using slightly oversized bit as masonry bit to be used in Step 4) beginning 3" from each end of rail and repeating every 2'. NOTE: For units without map rail, use tackboard installation instructions below. If using adhesive, apply (Claridge 16A or a wallboard or construction adhesive) to back of board according to manufacturer's printed instructions, or by staggering egg-size globs of adhesive approximately 12" o.c. Adhesive should not be closer than 6" to edge of board. Caution should be exercised not to use adhesive too sparingly or to allow adhesive to remain on back of board more than 10 minutes before hanging.
3. Install board by inserting bottom of board on top of bottom mounting angle. Press board firmly to wall and install screws furnished through angle into board trim at bottom of board only.
4. Drill through pre-drilled holes from Step 2 with a masonry bit, using appropriate fasteners to secure to wall.
5. Replace cork insert and slide on accessories, as required. Using self-tapping screws, install map rail end caps.
6. If protective film covers the face of the board, remove it and clean the writing surface before using. (See cleaning instructions.)
7. If adhesive is used, be certain entire markerboard or chalkboard is shored up for 48 to 72 hours until adhesive dries.

For Stud Walls:

Follow instructions above using appropriate size and length fasteners to secure board to wall. NOTE: It is not necessary to pre-drill holes as outlined in step 2 above.




800-434-4610
claridgeproducts.com



Standard Color Selections

Select from the 3 standard porcelain or 3 chalkboard colors

LCS Porcelain Colors - use with markers



No. 100 White

No. 101 Light Gray

No. 102 Beige

Chalkboard Colors - use with chalk



No. 500 Green

No. 501 Black

No. 502 Gray

Claridge LCS Porcelain enamel steel markerboard and chalkboard writing surfaces offer unsurpassed durability and performance – a lifetime of performance.

An environmentally friendly process that offers a wide range of decorative and functional colors for use on porcelain markerboards and walls.

- Smooth writing and clean erasing
- Unmatched scratch and stain resistance
- 100% non-combustible surface
- Magnetic surface
- Projection-friendly low gloss LCS surface
- Life of the Building Guarantee
- LCS Porcelain surface is SCS Indoor Advantage Certified

Colors are reproduced with reasonable accuracy, and are for color identification purposes only. If color is critical, contact us at 800-434-4610 to request an actual color sample.



LCS PORCELAIN Markerboard and Chalkboard Features

ENVIRONMENTAL FEATURES

- **SCS Indoor Advantage Certified**

SCS Indoor Advantage certifications are product certification programs for low emitting interior building materials, furnishings and finish systems. SCS Indoor Advantage certified products undergo rigorous testing and must meet stringent standards for low chemical emissions based on established health standards for use in environments such as schools and healthcare facilities.

- **Cradle-to-Cradle™ Bronze Certification**

Cradle-to-Cradle Certification focuses on the characteristics of sustainable materials, products, and systems. The process places emphasis on the human and ecological health impacts of a product's ingredients, and on the ability of that product to be recycled or composted.

Third-party environmental certification assures customers and end users that products selected support healthy indoor air quality and do not emit harmful chemicals. LCS is non-combustible, gives off no toxic gases and is 99.9% recyclable.

CLEANING INSTRUCTIONS


Claridge LCS Porcelain® enamel steel surfaces are guaranteed to withstand the rigors of everyday use. Proper use and maintenance will ensure performance and keep LCS Porcelain markerboards and chalkboards looking like new. Visit claridgeproducts.com for complete cleaning and maintenance instructions.

WRITING SURFACE WARRANTY

Claridge LCS Porcelain enamel steel markerboard and chalkboard writing surfaces offer unsurpassed durability and performance – a lifetime of performance. We are so confident in the quality and dependability of our LCS Porcelain surfaces that we Guarantee it for the Life of the Building!

SPECIFICATION

Claridge markerboard and chalkboard surfaces are manufactured in accordance with PEI-1002 Manual and Performance Specifications for LCS Porcelain Enamel Writing Surfaces. The writing surface is made from steel covered on both sides with enamel coatings. Fusion bonded to the steel, the resulting LCS Porcelain surface is smooth, durable and abrasion-resistant providing the best dry-erase surface available.



Claridge®

Under normal usage and maintenance, and when installed in accordance with manufacturer's instructions and recommendations, LCS Porcelain enamel steel markerboard and chalkboard writing surfaces are guaranteed for the Life of the Building.

Guarantee covers replacement of defective boards but does not include the cost of removal or re-installation.

SCS Global Services does hereby certify that an independent assessment has been conducted on behalf of:

Claridge Products & Equipment

480 Wrangler Drive
Suite 200, Coppell, 75019, United States

For the following product(s):

See Addendum

The product(s) meet(s) all of the necessary qualifications to be certified for the following claim(s):

Indoor Advantage™ Gold

Indoor Air Quality Certified to SCS-105 v4.2

Conforms to the ANSI/BIFMA Furniture Emissions Standard (M7.1/X7.1-2011 R2021) and ANSI/BIFMA e.3-2024 (Credits 7.6.2, 7.6.3) for the open plan and (Credits 7.6.1, 7.6.2, 7.6.3) private office workstation parameters.¹ Also, conforms to the CDPH/EHLB Standard Method (CA 01350) v1.2-2017 for the open plan and school classroom parameters.¹

¹Modeled as Individual Furniture Components

Registration # SCS-IAQ-09072

Valid from: June 09, 2025 to June 08, 2026



INDOOR ADVANTAGE GOLD
FURNITURE



Diana Kirsanova Phillips, Chief Assurance
Officer,
SCS Global Services

Certification Addendum

Claridge Products & Equipment

Certification: Registration # SCS-IAQ-09072 | Valid from: June 09, 2025 to June 08, 2026

Addendum Indoor Advantage™ Gold

Conformance: Indoor Air Quality Certified to SCS-105 v4.2

Conforms to the ANSI/BIFMA Furniture Emissions Standard (M7.1/X7.1-2011 R2021) and ANSI/BIFMA e.3-2024 (Credits 7.6.2, 7.6.3) for the open plan and (Credits 7.6.1, 7.6.2, 7.6.3) private office workstation parameters.¹ Also, conforms to the CDPH/EHLB Standard Method (CA 01350) v1.2-2017 for the open plan and school classroom parameters.¹

¹Modeled as Individual Furniture Components

Products:

Visual Display Boards:

3300 Series Tackboard, 3400 Series Tackboard, 344 Wave Lectern, 370 Series Recessed Display Case, 390 Large Door Recessed Display Case, 725 Folding Screen, 748 Universal Display Case, 79 Hang-Tight Rail System, 800 Series Markerboard, 800 Series Tackboard, 800 Series Type BR/BL Combo Markerboard Tackboard, 900A Tackboard, 94 Combination Map Rail & Clip Strip, Aceno Room Divider Panels-Base, Aceno Track System, Arise Marker Walls, Arise Markerboard, Aspire Markerboards, Claridge LCS Porcelain, Classic Series Bulletin Board Cabinet, Classic Series Display Case, Concept Markerboard, Concept Tackboard, Connect X2 3 Caster Mobile Markerboard, Connect X2 Combination Markerboard/Tackboard, Connect X2 Full Height Mobile Markerboard Porcelain-Glass, Connect X2 Markerboard Porcelain-Glass, Connect X2 Partial Height Markerboard, Connect X2 Space Creator Porcelain-Cork-Fabric, Connect X2 Tackboard, Contemporary Series Bulletin Board Cabinet, Contemporary Series Bulletin Board Cabinet, Contemporary Style Laminate Lecture Unit, Contio Mobile Markerboard, CS Clip Strips, Cursive Board, Cursive One Markerboard-Tackboard, Custom Printed Glass Boards, Deluxe Series Bulletin Board Cabinet, Deluxe Series Revolving Two-sided Mobile Markerboard, Deluxe Two-sided Mobile Markerboard, Display Case-Cabinet, Economy and Deluxe Map & Display Rail, Edify Mobile Markerboard, EDR Exhibit Rail, Envision Graphics Markerboard, Economy and Deluxe Map & Display Rail, Evolve Markerboard, Evolve Sliding System, Evolve Tackboard, EZ Fit Markerboard Panel, Framed Tackboard, Glass Marker Walls, Glass Markerboards, Horizontal Sliding Markerboards, Imperial Series Bulletin Board Cabinet, Large Contemporary Series Bulletin Board Cabinet, Large Format Glass Marker System, Large Format Porcelain Marker System, LCS Deluxe Markerboard-Aluminum Frame,

Certification Addendum

Claridge Products & Equipment

Certification: Registration # SCS-IAQ-09072 | Valid from: June 09, 2025 to June 08, 2026

Addendum Indoor Advantage™ Gold

Conformance: Indoor Air Quality Certified to SCS-105 v4.2

Conforms to the ANSI/BIFMA Furniture Emissions Standard (M7.1/X7.1-2011 R2021) and ANSI/BIFMA e.3-2024 (Credits 7.6.2, 7.6.3) for the open plan and (Credits 7.6.1, 7.6.2, 7.6.3) private office workstation parameters.¹ Also, conforms to the CDPH/EHLB Standard Method (CA 01350) v1.2-2017 for the open plan and school classroom parameters.¹

¹Modeled as Individual Furniture Components

Products:

Visual Display Boards Continued:

LCS Deluxe Markerboard-Aluminum Frame No Map Rail, LCS Deluxe Markerboard-Wood Frame, LCS Elite Markerboard, LCS Select Markerboard, LCS Wall-Write Marker Wall, LCS-Glass Combo Boards, Magnetic Glass Markerboard, Magnetic Non-Glare Glass Markerboard, Marker Walls, Merit Series Markerboard, Mina Mobile, Mina Space Creator, Non-Magnetic Non-Glare Glass Markerboard, Premier Wall Mounted Display Case, Premiere Freestanding Display Case, Premiere Series Reversible Mobile Markerboard w/ aluminum trim, Profile Frameless LCS Porcelain Markerboard, Revere Series Bulletin Board, Revere Series Bulletin Board Cabinet, Ripple Space Divider Acoustic-Acrylic, Series 1 Markerboard, Series 1 Tackboard, Series 5 Markerboard, Series 5 Tackboard, Series 2 Markerboard, Series 2 Tackboard, Series 2500 Markerboard, Series 3 Markerboard, Series 3 Tackboard, Series 4 Markerboard, Series 4 Tackboard, Series 8 Markerboard, Series 8 Tackboard, Sliding Marker Wall Systems Porcelain-Glass, Switch Markerboard Porcelain-Glass, Switch Mobile Markerboard Porcelain-Glass, Tableau Markerboard Porcelain-Glass, Tableau Tackboard, Tack Wall, TacPads Acoustic Fabric-Wrapped, Trak-it-system, TrimLine Markerboard, Universal Series Bulletin Board Cabinet, Utility A-Frame Mobile Markerboard, Venue Markerboard Porcelain-Glass, Venue Space Divider Porcelain-Glass Acoustic, Venue T-Leg Mobile Markerboard porcelain-Glass, Venue V-Leg Mobile Markerboard Porcelain-Glass, Vertical Sliding Markerboards, Xchange Graphic Board

Excludes products with wood trim. Excludes products manufactured with a cork substrate. Tackboard included are constructed with a fabricork or designer fabric over Duracore or Micore.